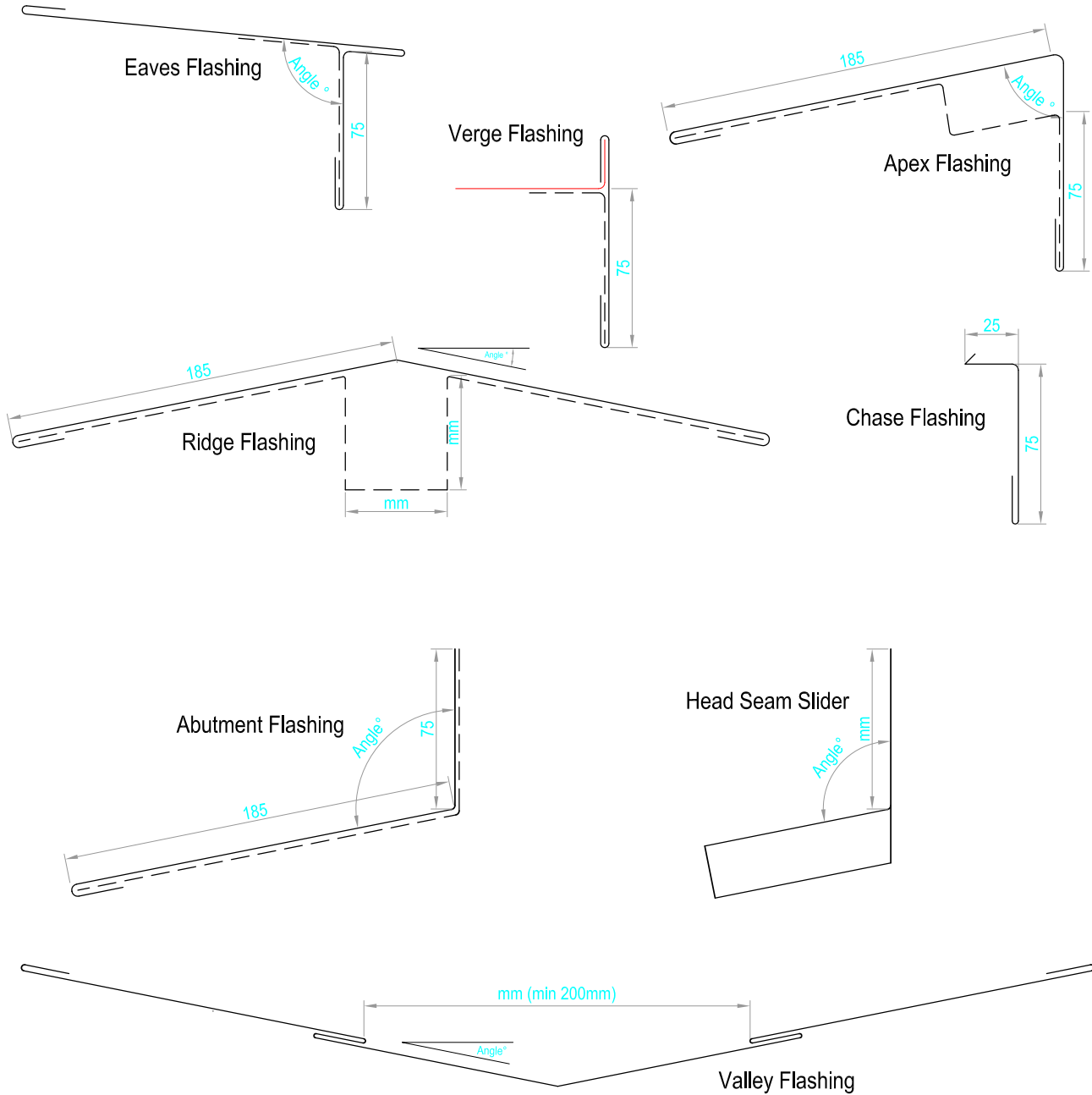


# Roof Flashing Drawing Templates

The standard roof flashing drawing templates shown below can be used to place orders.

Simply add your own project specific dimensions and angles.

Send a copy along with any completed order forms to [mail@merlinmetals.com](mailto:mail@merlinmetals.com)



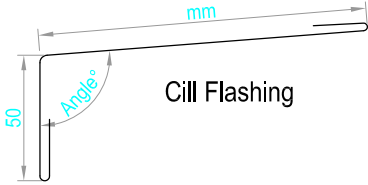
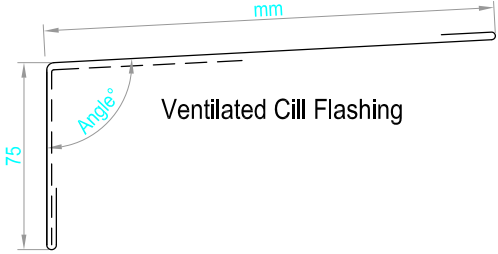
Customer Name	Project Ref.	Sheet No.	Date	Metal Finish

# Wall Flashing Drawing Templates

The standard wall flashing drawing templates shown below can be used to place orders.

Simply add your own project specific dimensions and angles

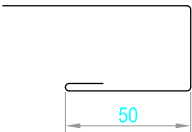
Send a copy along with any completed order forms to [mail@merlinmetals.com](mailto:mail@merlinmetals.com)



Abutment Flashing



Box Abutment Flashing



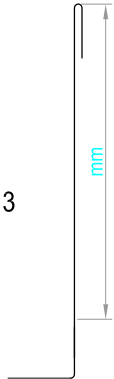
Reveal Flashing 1



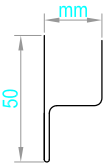
Reveal Flashing 2



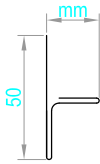
Reveal Flashing 3



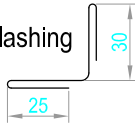
Base Flashing 1



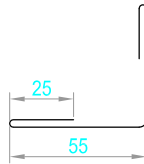
Base Flashing 2



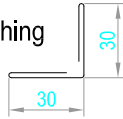
External Corner Flashing



Internal Corner Flashing



External Coulisseau Flashing



Customer Name	Project Ref.	Sheet No.	Date	Metal Finish